


Sort the shapes

Cut and stick the shapes into the correct oval. If any shapes fit the description for both ovals, place them in the middle (where the ovals overlap).



Has a straight side

Has a curved side

Sort the Shapes

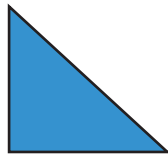
Each pupil needs one set of shapes.
Multiple copies are included here to save
on printing.




circle



square



triangle



pentagon



rectangle



oval



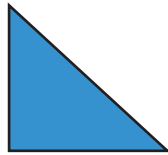
semi-circle




circle



square



triangle



pentagon




rectangle



oval



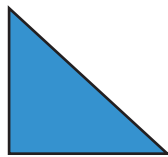
semi-circle




circle



square



triangle



pentagon



rectangle



oval



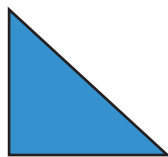
semi-circle




circle



square



triangle



pentagon



rectangle



oval



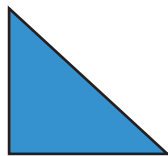
semi-circle




circle



square



triangle



pentagon




rectangle



oval



semi-circle




circle



square



triangle



pentagon



rectangle



oval




semi-circle

Sort the Shapes

Answers

Cut and stick the shapes into the correct oval. If any shapes fit the description for both ovals, place them in the middle (where the ovals overlap).



Has a straight side

Square, rectangle,
triangle, pentagon

Has a curved side

circle, oval

Semi-circle